

SUBMITTAL SHEET

Water Heater Connectors

Apollo Water Heater Connectors come in a variety of connections, lengths, and materials. For use with water in accessible locations only. Inspect every six months and replace if leaking or corroded. Do not reuse.

Specifications:

- Stainless Steel Water Heater Connectors
Max. Working Temperature: 180° F (82° C)
Max. Working Pressure: 125 psi (860Kpa)
- Corrugated Stainless Steel Water Heater Connectors
Max. Working Temperature: 150° F (66° C)
Max. Working Pressure: 7lbs/ft (10Nm), under 125 psig (860Kpa)
- Corrugated Copper Water Heater Connectors
Max. Working Temperature: 150° F (66° C)
Max. Working Pressure: 7lbs/ft (10Nm), under 125 psig (860Kpa)

Approvals:




- cUPC
- NSF/ANSI 61-2014

Installation:

Hand tighten plus 1/4 turn with wrench. DO NOT OVERTIGHTEN NUTS. Over tightening of nuts can cause product damage. Do not retighten the assembly after installation causing the flex to twist and kink. This product is to be inspected after installation and every 6 months thereafter. Replace if leaking, corroded, or damaged in any way. Do not connect to instant hot water heaters or install next to external heat sources. Replace product after 5 years. DO NOT REUSE THIS PRODUCT.

Maintenance: Clean with water only. Keep flex dry and away from external heat or corrosive source. Do not expose to household cleaners or other corrosives. Inspect every 6 months. Replace immediately in the event of wear, corrosion, discoloration, visible damage, or leaks.

Job Name:	
Job Location:	
Engineer:	
Contractor:	
Tag:	
PO Number:	
Representative:	



APPLIANCE ACCESSORIES



Corrugated Copper Water Heater Connectors

Part Number	Description	H	W	D	Wt (lbs)
WHC34F34S18	3/4 in. FIP x 3/4 in. SWT x 18 in.	18.00	1.125	1.125	0.603
WHC34F24	3/4 in. FIP x 3/4 in. FIP x 24 in.	24.00	1.500	1.500	0.806



Braided Stainless Steel Water Heater Connectors

Part Number	Description	H	W	D	Wt (lbs)
WHBS34F12	3/4 in. FIP x 3/4 in. FIP x 12 in.	12.00	1.125	1.125	0.563
WHBS34F18	3/4 in. FIP x 3/4 in. FIP x 18 in.	18.00	1.125	1.125	0.719
WHBS34F24	3/4 in. FIP x 3/4 in. FIP x 24 in.	24.00	1.125	1.125	0.891
WHBS34F7818	3/4 in. FIP x 7/8 in. FIP x 18 in.	18.00	1.250	1.250	0.850



Corrugated Stainless Steel Water Heater Connectors

Part Number	Description	H	W	D	Wt (lbs)
WHCSST34F24	3/4 in. FIP x 3/4 in. FIP x 24 in.	24.00	1.125	1.125	0.353
WHCSST1F18	1 in. FIP x 1 in. FIP x 18 in.	18.00	1.500	1.500	0.603



The Mosack Group, Inc.
Mint Hill, NC 28227
1.888.229.2874
www.apolloflow.com